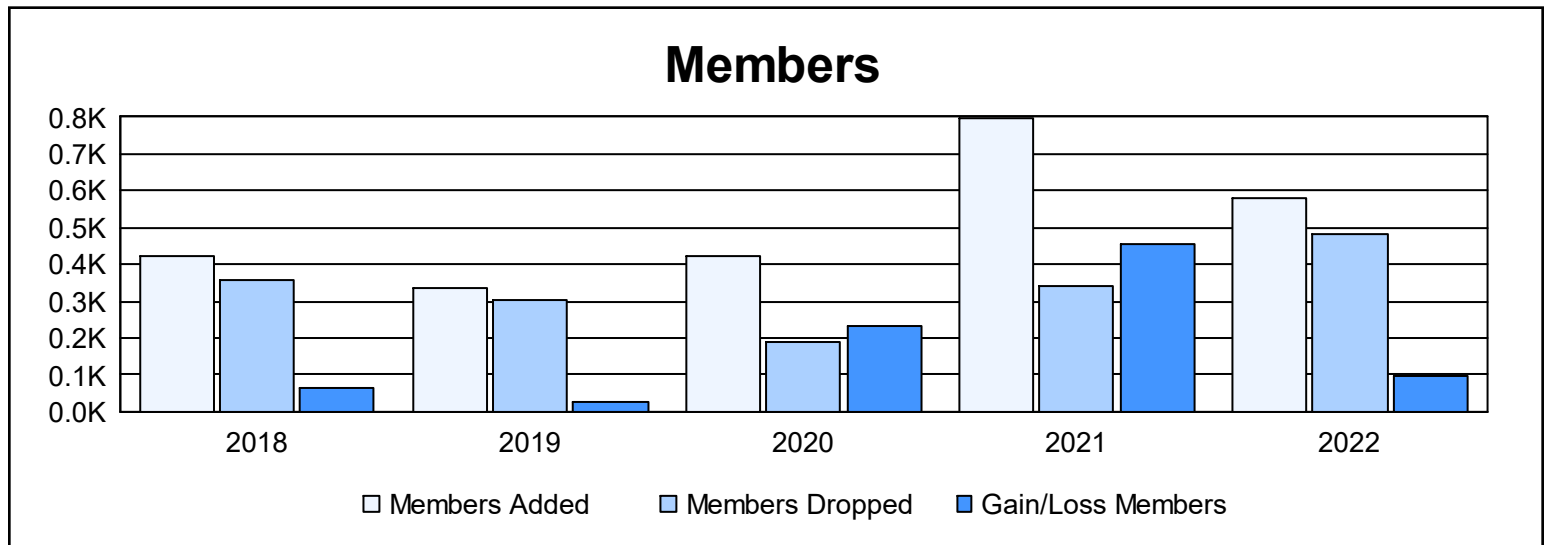
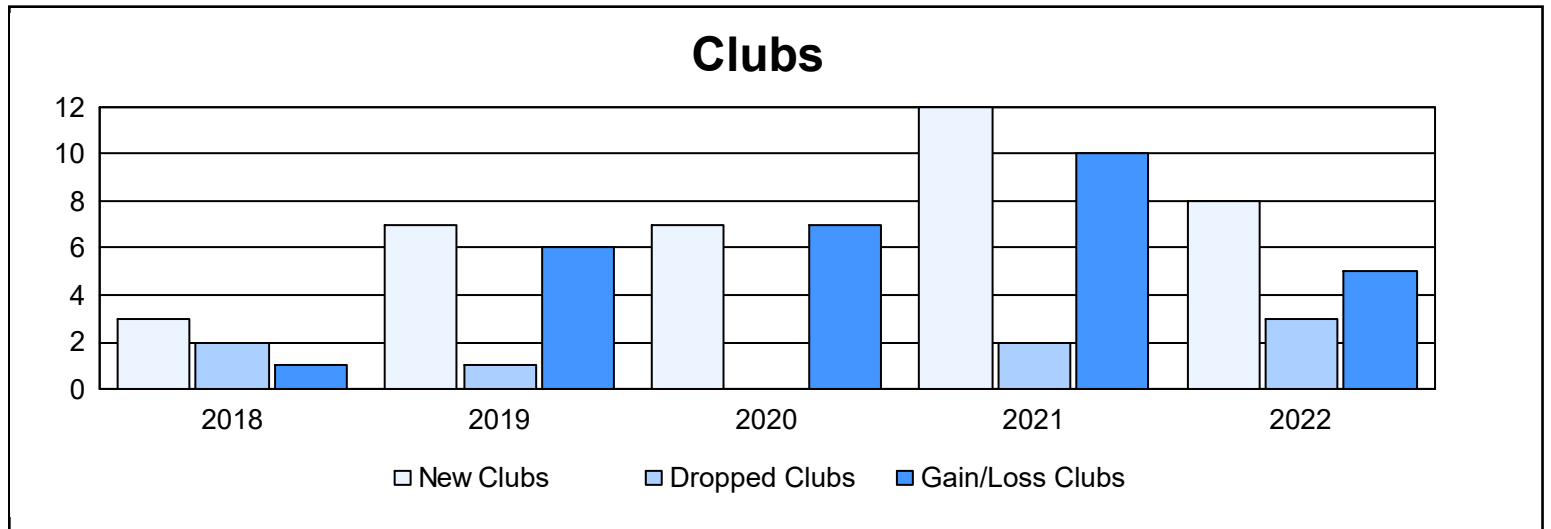
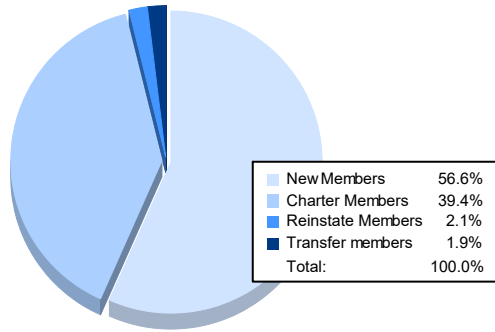


Year	New Clubs	Dropped Clubs	Gain/ Loss Clubs	New Members	Charter Members	Reinstate Members	Transfer Members	Total Member Added	Total Members Dropped	Gain/ Loss Members
2017-2018	3	2	1	318	85	13	8	424	360	64
2018-2019	7	1	6	151	165	15	2	333	305	28
2019-2020	7	0	7	207	211	3	0	421	187	234
2020-2021	12	2	10	455	320	17	5	797	342	455
2021-2022	8	3	5	328	228	12	11	579	484	95
<b>Average</b>	<b>7</b>	<b>2</b>	<b>6</b>	<b>292</b>	<b>202</b>	<b>12</b>	<b>5</b>	<b>511</b>	<b>336</b>	<b>175</b>



### Membership Composition June 2022 Cumulative



### Gender Composition June 2022 Cumulative

